



DXU Range

HV ceramic capacitors 10kV - 50kV



Specification Summary

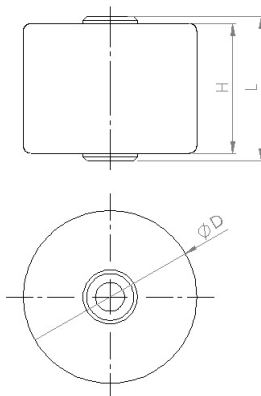
These High Voltage Capacitors are designed to meet the stringent requirements of High Voltage applications. They are designed for applications which require a low dissipation factor and a small voltage coefficient.

Features

- ➔ Epoxy resin encapsulated
- ➔ Small size
- ➔ Low dissipation factor
- ➔ Linear temperature characteristic
- ➔ Low DC, AC - voltage coefficient

Applications

- ➔ Gas laser
- ➔ DC HV power supplies
- ➔ Lightning arresters, voltage distribution systems
- ➔ Electron microscopes, synchroscopes
- ➔ Electrostatic coating machines

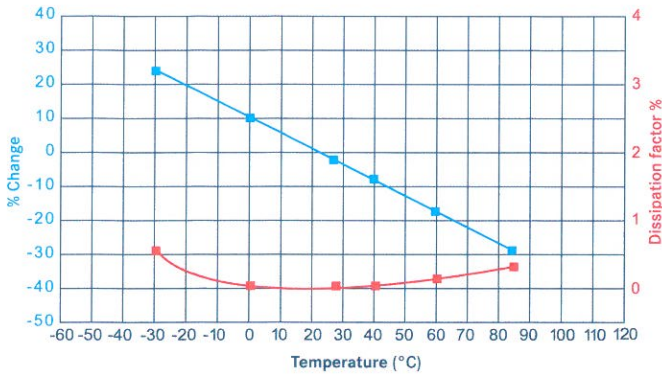


General Specification

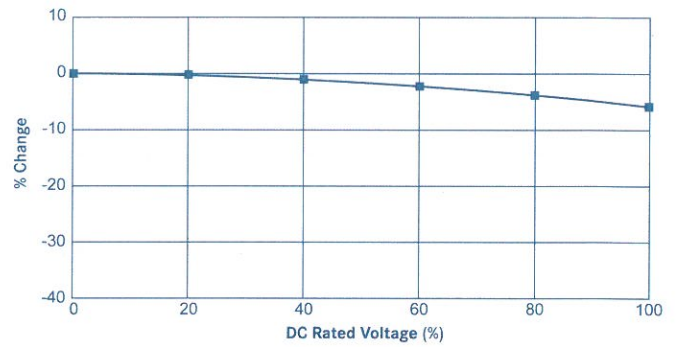
Part No.	Capacitance (pF)	Capacitance Tolerance	DC Rated Voltage (kV)	Dimension mm			Terminal Type
				D	L	H	Thread & Depth
DXU-10-561	560	±10	10	24	20	18	M4x4mm
DXU-10-122	1200	±10	10	30	20	18	M4x4mm
DXU-10-282	2800	±10	10	40	20	18	M4x4mm
DXU-10-502	5000	±10	10	52	20	18	M5x4mm
DXU-10-802	8000	±10	10	60	16	14	M5x4mm
DXU-20-281	280	±10	20	24	26	24	M4x4mm
DXU-20-881	880	±10	20	30	26	24	M4x4mm
DXU-20-142	1400	±10	20	40	26	24	M4x4mm
DXU-20-252	2500	±10	20	52	26	24	M5x4mm
DXU-20-402	4000	±10	20	60	26	24	M5x4mm
DXU-30-591	590	±10	30	30	30	28	M4x4mm
DXU-30-941	940	±10	30	40	30	28	M5x4mm
DXU-30-172	1700	±10	30	52	30	28	M5x4mm
DXU-30-272	2700	±10	30	60	30	28	M5x4mm
DXU-40-441	440	±10	40	30	32	30	M4x4mm
DXU-40-701	700	±10	40	40	32	30	M5x4mm
DXU-40-132	1300	±10	40	52	32	30	M5x4mm
DXU-40-202	2000	±10	40	60	32	30	M5x4mm
DXU-50-401	400	±10	50	30	35	33	M4x4mm
DXU-50-651	650	±10	50	36	35	33	M5x4mm
DXU-50-911	910	±10	50	40	33	31	M5x4mm
DXU-50-112	1100	±10	50	52	35	33	M5x4mm
DXU-50-172	1700	±10	50	59	35	33	M5x4mm



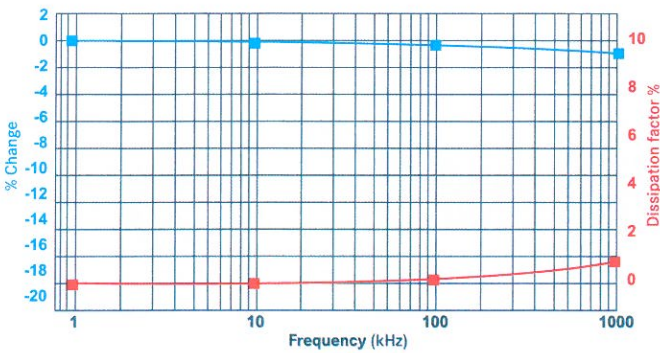
Temperature Characteristic



Typical Voltage Coefficient



Frequency Characteristic



Specifications & Testing

1. Operating temperature range	Specification	Testing method
	-20 to +85°C	N/A
2. Capacitance	Specification	Testing method
	Within the specified tolerance	The capacitance should be measured at 20°C with 1 ±0.1kHz and AC 1 to 5V (r.m.s)
3. Temperature characteristics	Specification	Testing method
	Temperature coefficient: - 4700 ±1000 ppm/°C	Temperature range: -25 to +85°C
4. Dissipation factor	Specification	Testing method
	0.3% max	The dissipation factor - measured at 20°C with 1 ±0.1kHz and AC 1 to 5V(r.m.s)
5. Dielectric strength	Specification	Testing method
	Between terminal - No failure	The capacitor should not be damaged when DC voltage of 150% of the rated voltage is applied between the terminals for 60 ±5sec. in insulating liquid or gas (Charge/discharge currents <50mA)
6. Insulation resistance (I.R.)	Specification	Testing method
	10000MOhm min.	The insulation resistance should be measured with DC 1000V within 60 ±5sec. of charging